

EMT Reduced Wall Steel Elbow - 45 Degree

Industry Standards

- UL 797

Construction

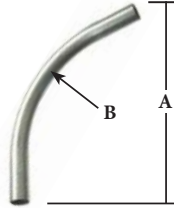
- Reduced Wall Galvanized Steel

Application

- For use in joining or enabling bends in EMT conduit when required for correct alignment

Features

- High corrosion resistance
- Low conductivity
- Smooth interior and exterior for easier wire pulling



catalog number	size in inches	box qty.	weight lbs. per unit	weight lbs. per box	dimensions (in.)	
					A	B
AI ELE 50-45	1/2"	50	0.176	8.8	6.530	4.00
AI ELE 75-45	3/4"	50	0.329	16.45	7.125	4.50
AI ELE 100-45	1"	25	0.637	15.925	8.561	5.75
AI ELE 125-45	1-1/4"	20	0.861	17.22	10.751	7.25
AI ELE 150-45	1-1/2"	15	1.233	18.495	11.502	8.25
AI ELE 200-45	2"	10	1.872	18.72	12.440	9.50
AI ELE 250-45	2-1/2"	1	3.971	3.971	13.561	10.50
AI ELE 300-45	3"	1	5.514	5.514	15.752	13.00
AI ELE 350-45	3-1/2"	1	8.154	8.154	17.503	15.00
AI ELE 400-45	4"	1	9.481	9.481	18.501	16.00

EMT Reduced Wall Steel Elbow - 90 Degree

Industry Standards

- UL 797

Construction

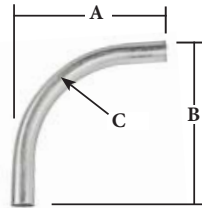
- Reduced Wall Galvanized Steel

Application

- For use in joining or enabling bends in EMT conduit when required for correct alignment

Features

- High corrosion resistance
- Low conductivity
- Smooth interior and exterior for easier wire pulling



catalog number	size in inches	box qty.	weight lbs. per unit	weight lbs. per box	dimensions (in.)		
					A	B	C
AI ELE 50-90	1/2"	50	0.265	13.25	6.375	6.375	4.25
AI ELE 75-90	3/4"	50	0.486	24.30	7.501	7.501	4.50
AI ELE 100-90	1"	25	0.880	22.00	9.499	9.499	6.00
AI ELE 125-90	1-1/4"	20	1.541	30.82	11.251	11.251	8.00
AI ELE 150-90	1-1/2"	15	1.982	29.73	13.001	13.001	9.13
AI ELE 200-90	2"	10	2.863	28.63	16.003	16.003	11.50
AI ELE 250-90	2-1/2"	1	4.851	4.85	18.502	18.502	11.75
AI ELE 300-90	3"	1	6.831	6.83	22.251	22.251	14.25
AI ELE 350-90	3-1/2"	1	10.143	10.14	25.000	25.000	17.00
AI ELE 400-90	4"	1	13.224	13.22	26.000	26.000	18.00

One Hole EMT Strap - Snap On

Industry Standards

- UL 2239

Construction

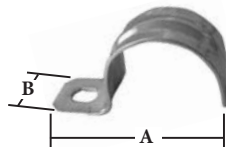
- Steel with Zinc Plating

Application

- Provides support to conduit as required by the NEC

Features

- High corrosion resistance
- Inverted rib for additional strength



catalog number	size in inches	box qty.	weight lbs. per unit	weight lbs. per box	dimensions (in.)	
					A	B
AI 1701	1/2"	100	0.025	2.5	1.80	0.58
AI 1702	3/4"	100	0.030	3.0	1.97	0.63
AI 1703	1"	50	0.050	2.5	2.26	0.76
AI 1704	1-1/4"	25	0.080	2.0	2.87	0.89
AI 1705	1-1/2"	25	0.120	3.0	3.18	1.00
AI 1706	2"	25	0.160	4.0	3.95	1.11