

Compression Type Couplings - Threadless

Industry Standards

- UL 514B
- Fed. Spec. W-F-408E
- NEMA FB-1

Construction


- Malleable iron with zinc plated finish

Application

- For use in joining two lengths of threadless Rigid and IMC

Features

- Compression type unthreaded coupling
- Concrete tight male hub threads when taped



catalog number	size in inches	box qty.	weight lbs. per unit	weight lbs. per box	dimensions (in.)	
					A	B
AI MCP-50	½"	15	0.30	4.5	1.80	1.50
AI MCP-75	¾"	10	0.32	3.2	1.88	1.63
AI MCP-100	1"	5	0.44	2.2	2.19	2.00
AI MCP-125	1¼"	25	0.78	19.4	1.63	2.38
AI MCP-150	1½"	15	0.93	14.0	2.69	2.63
AI MCP-200	2"	8	1.59	12.7	3.06	3.31
AI MCP-250	2½"	3	2.70	8.1	4.50	3.75
AI MCP-300	3"	3	3.57	10.7	4.94	4.25
AI MCP-350	3½"	3	4.47	13.4	5.00	4.75
AI MCP-400	4"	2	5.76	11.5	5.31	5.31

Set Screw Type Couplings - Threadless

Industry Standards

- UL 514B
- Fed. Spec. W-F-408E
- NEMA FB-1

Construction


- Malleable iron with zinc plated finish
- Assembled with die cast steel locknut and hex screw

Application

- For use in joining two lengths of threadless Rigid and IMC

Features

- Compression type unthreaded coupling
- Concrete tight male hub threads when taped
- For Outdoor use when taped
- RoHS Compliant



catalog number	size in inches	box qty.	weight lbs. per unit	weight lbs. per box	dimensions (in.)	
					A	B
AI MSP-50	½"	25	0.2	6	1.75	1.38
AI MSP-75	¾"	10	0.4	3.5	2.00	1.50
AI MSP-100	1"	25	0.6	14	2.69	1.88
AI MSP-125	1¼"	25	0.7	17	2.75	2.19
AI MSP-150	1½"	10	0.9	9.2	3.19	2.50
AI MSP-200	2"	10	1.4	13.5	3.38	3.00

Three Piece Couplings - Threadless

Industry Standards

- UL 514B
- Fed. Spec. W-F-408E
- NEMA FB-1

Construction


- Malleable iron with zinc plated finish

Application

- For use in joining two lengths of threaded Rigid and IMC

Features

- Couples conduit when conduit cannot be turned
- Concrete tight
- Direct Burial Rated
- For Outdoor use without tape
- RoHS Compliant



catalog number	size in inches	box qty.	weight lbs. per unit	weight lbs. per box	dimensions (in.)	
					A	B
AI MTC-50	½"	25	0.2	5.0	1.44	1.37
AI MTC-75	¾"	20	0.3	6.0	1.64	1.59
AI MTC-100	1"	10	0.46	4.6	1.83	1.89
AI MTC-125	1¼"	30	1.1	33.0	2.2	2.38
AI MTC-150	1½"	25	1.47	36.75	2.32	2.84
AI MTC-200	2"	15	2.2	33.0	2.46	3.3
AI MTC-250	2½"	10	3.7	37.0	2.54	4.04
AI MTC-300	3"	5	4.0	20.0	2.59	4.62
AI MTC-350	3½"	3	5.8	17.4	2.66	5.37
AI MTC-400	4"	2	9.0	18.0	3.44	5.87