

Bushed (Chase) Nipples

Industry Standards

- UL 514B
- Fed. Spec. W-F-408E
- NEMA FB-1

Construction


- Malleable Iron with Zinc Plated finish

Application

- For use with a locknut to connect between two boxes side by side or back to back
- For use with a locknut to connect fixture housing to continuous runs
- For use through knockout to connect box to conduit coupling

Features

- NPSM Threading for Rigid conduit and IMC
- RoHS compliant



catalog number	size in inches	box qty.	weight lbs. per unit	weight lbs. per box	dimensions (in.)	
					A	B
AI MCN- 50	1/2"	50	0.06	3.0	0.69	1.03
AI MCN- 75	3/4"	50	0.08	4.0	0.76	1.31
AI MCN-100	1"	25	0.15	3.7	0.88	1.54
AI MCN-125	1-1/4"	20	0.24	4.8	0.93	1.9
AI MCN-150	1-1/2"	15	0.29	4.4	0.95	2.31
AI MCN-200	2"	25	0.38	9.4	1.08	2.89
AI MCN-250	2-1/2"	20	0.71	14.1	1.39	3.4
AI MCN-300	3"	10	1.24	12.4	1.45	4.07
AI MCN-350	3-1/2"	10	1.63	16.3	1.48	4.62
AI MCN-400	4"	10	1.98	19.8	1.48	5.14

Bushed (Chase) Nipples with Insulated Throat

Industry Standards

- UL 514B
- Fed. Spec. W-F-408E
- NEMA FB-1

Construction


- Malleable Iron with Zinc Plated finish

Application

- For use with a locknut to connect between two boxes side by side or back to back
- For use with a locknut to connect fixture housing to continuous runs
- For use through knockout to connect box to conduit coupling

Features

- NPSM Threading for Rigid conduit and IMC
- RoHS compliant



catalog number	size in inches	box qty.	weight lbs. per unit	weight lbs. per box	dimensions (in.)	
					A	B
AI MCN- 50I	1/2"	50	0.06	3.0	0.69	1.05
AI MCN- 75I	3/4"	50	0.08	4.0	1.01	1.31
AI MCN-100I	1"	25	0.15	3.7	0.89	1.54
AI MCN-125I	1-1/4"	20	0.24	4.8	0.96	1.91
AI MCN-150I	1-1/2"	15	0.29	4.4	0.93	2.31
AI MCN-200I	2"	25	0.38	9.4	1.08	2.89
AI MCN-250I	2-1/2"	20	0.71	14.1	1.39	3.41
AI MCN-300I	3"	10	1.24	12.4	1.46	4.09
AI MCN-350I	3-1/2"	10	1.63	16.3	1.49	4.63
AI MCN-400I	4"	10	1.98	19.8	1.49	5.17

Bushings - Threaded

Industry Standards

- UL 514B
- Fed. Spec. W-F-408E
- NEMA FB-1

Construction


- Malleable Iron with Zinc Plated finish

Application

- Indoor or Outdoor usage
- Use with a locknut to terminate Rigid or IMC to conduit outlet box

Features

- Designed to prevent damage to wire during installation
- Helps prevent wire wear and tear over time
- RoHS Compliant



catalog number	size in inches	box qty.	weight lbs. per unit	weight lbs. per box	dimensions (in.)	
					A	B
AI MBS- 50	1/2"	50	0.06	2.8	1.063	0.688
AI MBS- 75	3/4"	50	0.09	4.4	1.25	0.688
AI MBS-100	1"	25	0.13	3.3	1.625	0.75
AI MBS-125	1-1/4"	20	0.17	3.3	2.0	0.79
AI MBS-150	1-1/2"	20	0.21	4.2	2.313	0.813
AI MBS-200	2"	10	0.25	2.5	2.75	0.875
AI MBS-250	2-1/2"	25	0.51	12.7	3.313	1.0
AI MBS-300	3"	20	0.66	13.1	4.0	1.0
AI MBS-350	3-1/2"	20	0.71	14.2	4.375	1.063
AI MBS-400	4"	10	1.02	10.2	5.063	1.125