

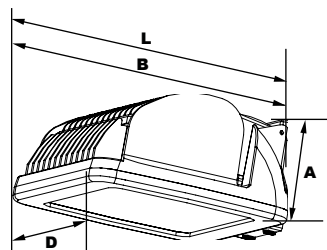
**AIAD25Q**  
**LED Varistar Area, Wall, and Flood Light**

**L70**  
25°C

**429,000 Hours**



Shown with "SF" Slipfitter Mounting Option



**Dimensions**

<b>Width (D)</b>	13" (330mm)
<b>Length (B)</b>	10½" (267mm)
<b>Height (A)</b>	5¼" (133mm)
<b>Length with Mount (L)</b>	
	<b>Kitty Hawk Arm (KA):</b> 14⅞" (378mm)
	<b>Slipfitter (SF):</b> 14⅞" (359mm)
	<b>Mounting Arm Adapter (MA):</b> 14⅞" (371mm)
	<b>Bracket (BR):</b> 14¼" (362mm)
	<b>Easy-Hang Wall Bracket (EH):</b> 11⅞" (289mm)
	<b>Wall Mount Box (WB):</b> 16⅞" (416mm)

The Atlantic AIAD25Q ColorLED static color cut-off area, wall mounted or flood light luminaire is available with a wide choice of mounting configurations and IES Type III or V distributions or a 30° narrow beam designed to provide accent colored light using Blue, Green, Red or Amber LED arrays. Typical lighting applications include retail centers, industrial parks, schools and universities, public transit and airports, office buildings and medical facilities. Mounting can be accomplished using ground attachment accessories and to heights of 14 to 25 feet based on light level and uniformity requirements.

**Specifications and Features:**

**Housing:**

Die Cast Housing with Integral Heat Sinking and Front Frame. Photocell Adaptable. Includes Receptacle and Shorting Cap.

**Listing & Ratings:**

CSA: Listed for Wet Locations, ANSI/UL 1598, 8750; IP66 Sealed LED Compartment.

**Finish:**

Textured Architectural Bronze Powdercoat Finish Over a Chromate Conversion Coating. Custom Colors Available Upon Request.

**Lens:**

Tempered Clear Flat Glass Lens

**Mounting Options:**

Mounts with Kitty Hawk Arm, 2⅝" Diameter Mounting Arm Adapter, Adjustable Slipfitter, Two-Piece Bracket, Easy Hang Wall Bracket or Wall Mount Box. Photocell Option Not Available When Using WB-Wall Mount Box. (Factory Installed).

**ColorLED LED:**

Aluminum Boards

**Wattage:**

78w: Array: 78w, System: 85w; (Up to 175w HID Equivalent)

**Driver:**

Electronic Driver, 120-277V, 50/60Hz or 347-480V, 50/60Hz; Less Than 20% THD and PF>0.90. Standard Internal Surge Protection 6kV. 0-10V Dimming Standard for a Dimming Range of 100% to 10%; Dimming Source Current is 150 Microamps.

**Controls:**

Fixtures Ordered with Factory-Installed Photocell or Motion Sensor Controls are Internally Wired for Switching and/or 1-10V Dimming Within the Housing. Remote Direct Wired Interface of 1-10V Dimming is Not Implied and May Not Be Available, Please Consult Factory. Fixtures are Tested with Atlantic Controls and May Not Function Properly With Controls Supplied By Others. Fixtures are NOT Designed for Use with Line Voltage Dimmers.

**Warranty:**

5-Year Warranty for -40°C to +50°C Environment.

**Project Information:**

Project Name: \_\_\_\_\_ Fixture Type: \_\_\_\_\_

Complete Catalog #: \_\_\_\_\_ Date: \_\_\_\_\_

Comments: \_\_\_\_\_

**Certification & Listings:**




**Order Information Example: AIAD25QF1X78UBLCZSFSP**

AIAD25Q	1X78			C				
Model	Beam	Wattage	Driver	CCT	Lens	Color	Mounting	Options
<b>AIAD25Q</b> = LED Varistar Area, Flood and Wall Light	<b>C</b> =NEMA 7Hx7V+ <b>F</b> =NEMA 7Hx7V+ <b>I</b> =NEMA 4Hx4V+  +All Colors Special Order, 6 Weeks Lead Time  +Blue, Green, Red In Stock. Amber Special Order, 6 Week Lead Time	<b>1X78</b> =78w	<b>U</b> =120-277V <b>H</b> =347-480V	<b>BL</b> =Blue <b>GR</b> =Green <b>RD</b> =Red <b>AM</b> =Amber	<b>C</b> =Clear Flat Glass Lens	<b>Z</b> =Bronze <b>C</b> =Custom (Consult Factory)	<b>KA</b> =Kitty Hawk Arm <b>MA</b> =Mounting Arm Adapter <b>SF</b> =Slipfitter <b>BR</b> =Two-Piece Swivel Bracket <b>EH</b> =Easy-Hang Wall Bracket <b>WB</b> = Wall Mount Box <b>NM</b> =No Mount	<b>SF</b> =Single Fuse* <b>DF</b> =Double Fuse* <b>SP</b> =Surge Protection <b>R3</b> =3-Pin Twist Lock Photocell Receptacle <b>R5</b> =5-Pin Twist Lock Photocell Receptacle <b>R7</b> =7-Pin ANSI C136.41—2013 Twist Lock Photocell Receptacle  *120-277V Models Only.

**Accessories & Replacement Parts:**

Mounting Accessories (Order Separately, Field Installed)	Accessories (Order Separately, Field Installed)	Replacement Parts (Order Separately, Field Installed)
<b>AIKH20RPZ</b> Die-Cast Adaptor for 3" to 4" Round Poles, Bronze Powdercoat Finish. Use with Kitty Hawk Mounting Arm only.	<b>AIP18131</b> Twist Lock Non-Shorting (Open) Cap Disconnects Service to Fixture for Temporary or Permanent Disabling (Fixture Always Off). IP65, 480V Maximum.	<b>AIKH25AZ</b> Kitty Hawk Die-Cast Mounting Arm, Bronze Powdercoat Finish, Includes Hardware. Mounts Directly to Square Poles
<b>AIKH20WMZ</b> Die-Cast Wall Mount Adaptor, Bronze Powdercoat Finish. Use with AIKH25A Kitty Hawk Mounting Arm only.	<b>AIP18132</b> Twist Lock Shorting Cap Provides Fixed Service to Fixture (Fixture Always on). IP65, Rated Load 7200w Tungsten.	<b>AIALMAAZ</b> Die-Cast Adaptor for 2 3/4" Horizontal Mounting Arms, Bronze Powdercoat Finish, Includes Hardware.
<b>AIPTSB1SZ</b> Single Pole Tenon Spoke Bracket, 2 3/4" Horizontal Mounting Arm, Bronze Powdercoat Finish, Includes Hardware.	<b>AIP18140</b> 110-120VAC Instant Twist Lock Photocell	<b>AIFL73SFXZ</b> External Mount Die-Cast Adjustable Slipfitter for 2 3/4" Tenons, Bronze Powdercoat Finish, Includes Hardware.
<b>AIPTSB290SZ</b> Twin Pole Tenon Spoke Bracket, 2 3/4" Horizontal 90° Mounting Arms, Bronze Powdercoat Finish, Includes Hardware.	<b>AIP18152</b> 277VAC Time Delay Twist Lock Photocell	<b>AIFL73BRZ</b> Two-Piece Stamped Steel Adjustable Bracket, Bronze Powdercoat Finish, Includes Hardware.
<b>AIPTSB2180SZ</b> Twin Pole Tenon Spoke Bracket, 2 3/4" Horizontal 180° Mounting Arms, Bronze Powdercoat Finish, Includes Hardware.	<b>AIP18156</b> 120-277VAC Universal Twist Lock Photocell	<b>AIKHEHZ</b> Die-Cast Easy-Hang Wall Bracket, Bronze Powdercoat Finish, Includes Hardware.
<b>AIPTSB390SZ*</b> Triple Pole Tenon Spoke Bracket, 2 3/4" Horizontal 90° Mounting Arms, Bronze Powdercoat Finish, Includes Hardware.	<b>AIP18157</b> 480VAC Time Delay Twist Lock Photocell. For 480V use only.	<b>AIAD25WBZ</b> Die-Cast Wall Mount box, Allows Housing to Swivel 0° Up to 30°, Bronze Powdercoat Finish. Twist-Lock Photocell Option Not Available with this Mounting.
<b>AIPTSB3120SZ*</b> Triple Pole Tenon Spoke Bracket, 2 3/4" Horizontal 120° Mounting Arms, Bronze Powdercoat Finish, Includes Hardware.	<b>AIAD25GSZ</b> Aluminum House Side Shield, Bronze Powdercoat Finish, Includes Hardware.	
<b>AIPTSB490SZ*</b> Quad Pole Tenon Spoke Bracket, 2 3/4" Horizontal 90° Mounting Arms, Bronze Powdercoat Finish, Includes Hardware.	<b>AIAD25WG</b> Wire Guard, Stainless Steel Construction	

**Twist-Lock Photocells and Shorting Caps cannot be used with the Wall Mount Box (WB)**



\*Non-stock item. Consult factory for lead time.



**Mounting Options:**



**AIAD25Q w/ Kitty Hawk Arm (KA)**

Kitty Hawk Die-Cast Mounting Arm, Bronze Powdercoat Finish, Includes Hardware. Mounts Directly to Square Poles.



**AIAD25Q w/ Pole Mounting Arm Adaptor (MA)**

Die-Cast Adaptor for 2 1/2" Horizontal Mounting Arms, Bronze Powdercoat Finish, Includes Hardware.



**AIAD25Q w/ External Mount Slipfitter (SF)**

External Mount Die-Cast Adjustable Slipfitter for 2 1/2" Tenons, Bronze Powdercoat Finish, Includes Hardware.



**AIAD25Q w/ Two-Piece Swivel Bracket (BR)**

Two-Piece Stamped Steel Adjustable Bracket, Bronze Powdercoat Finish, Includes Hardware.



**AIAD25Q Shown with Easy-Hang Wall Bracket (EH)**

Die-Cast Easy-Hang Wall Bracket, Powdercoat Finish, Includes Hardware



**AIAD25Q w/ Wall Mount Box (WB)**

Die-Cast Wall Mount Box, Allows Housing to Swivel 0° Up to 30°, Bronze Powdercoat Finish. Twist-Lock PhotoCell Option Not Available with this Mounting.




**EPA (Effective Projected Area)**

**Shown with Mounting Arm**

Configuration	EPA (Sq. Ft.)	Weight (Lbs.)	Configuration	EPA (Sq. Ft.)	Weight (Lbs.)	Configuration	EPA (Sq. Ft.)	Weight (Lbs.)	Configuration	EPA (Sq. Ft.)	Weight (Lbs.)
1	.70	18 Lbs	2@180° Mount	1.40	36 Lbs	3@90° Mount	1.54	54 Lbs	4@90° Mount	1.54	72 Lbs
			2@90° Mount	0.952	36 Lbs	3@120° Mount	1.40	54 Lbs			



**F Optic, 120°H x 110°V, NEMA 7Hx7V**



**I Optic, 30°H x 30°V, NEMA 4Hx4V**

**Shown on 48' tall building.**

**Distributions**

LED Board Watts	Input Watts	Beam	
<b>ColorLED 78w Amber 78w</b>	85	C	120°H x 70°V, NEMA 7Hx7V
		F	120°H x 110°V, NEMA 7Hx7V
		I	30°H x 30°V, NEMA 4Hx4V