

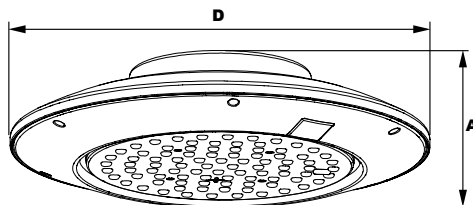
**AIAFRC30Q**

**L70**  
25°C **327,000 Hours**

**LED Allora II Round Canopy**



Shown with LumaLens Option



**Dimensions**

<b>Diameter (D)</b>	18" (457mm)
<b>Height (A)</b>	4" (104mm)

The Atlantic AIAFRC30Q Allora II Architectural Round Canopy is available in Type II, III, IV or V distributions designed to replace HID lighting systems up to 400w MH or HPS. Typical area lighting applications include retail centers, industrial parks, schools and universities, public transport and airports, office buildings and medical facilities. Mounting heights of 12 to 30 feet can be used based on light level and uniformity requirements.

**Specifications and Features:**

**Housing:**

Die Cast and Sand Cast Aluminum Housing, Integral Heat Sinking. Includes 3' Cord.

**Listing & Ratings:**

CSA: Listed for Wet Locations, ANSI/UL 1598, 8750; IP65 (IP66 with Pendant (PA) and Trunion (T) Mounts Only)

**Finish:**

Bronze or White Powdercoat Finish Over a Chromate Conversion Coating. Custom Colors Available Upon Request.

**Lens:**

Clear UV-Stabilized Polycarbonate Vandal-Resistant Array Lens with Integral Optics or SoftLED LumaLens Opal UV-Stabilized Polycarbonate Vandal-Resistant Lens. Gasketed to Seal LED Array.

**Mounting Options:**

Surface Mount Model (NM) Includes Easy-Hang Bracket Allowing One-Person Installation, Fits Standard 4" Electrical Box. Adjustable Height Trunion (T) and Pendant (PA) Models are Shipped Ready For Field Installation of the Mount. Mounts are Shipped in a Separate Carton.

**LED:**

Aluminum Boards

**Wattage:**

37w Array: 37w, System: 41w; (70-150w HID Equivalent)  
65w Array: 65.3w, System: 72w; (150-250w HID Equivalent)  
100w Array: 100w, System: 111w; (150-250w HID Equivalent)  
140w Array: 139.9w, System: 156w; (250-400w HID Equivalent)

**Driver:**

Electronic Driver, 120-277V, 50/60Hz or 347-480V, 50/60Hz; Less Than 20% THD and PF>0.90. Standard Internal Surge Protection 6kV. 0-10V Dimming Standard for a Dimming Range of 100% to 10%; Dimming Source Current is 150 Microamps.

**Controls:**

Fixtures Ordered with Factory-Installed Motion Sensor Controls are Internally Wired for Switching and/or 1-10V Dimming Within the Housing. Remote Direct Wired Interface of 1-10V Dimming is Not Implied and May Not Be Available, Please Consult Factory. Fixtures are Tested with Atlantic Controls and May Not Function Properly With Controls Supplied By Others. Fixtures are NOT Designed for Use with Line Voltage Dimmers.

**Warranty:**

5-Year Warranty for -40°C to +50°C Environment.

See Page 4 for Projected Lumen Maintenance Table.

**Project Information:**

Project Name:	Fixture Type:
Complete Catalog #:	Date:
Comments:	

**Certification & Listings:**



Specifications subject to change without notice. Rev. 020821

**Order Information Example:**

AIAFRC30QF1X140U5KCNMSP

<b>AIAFRC30Q</b>								
<b>Model</b>	<b>Optics</b>	<b>Wattage</b>	<b>Driver</b>	<b>CCT</b>	<b>Lens</b>	<b>Color</b>	<b>Mounting</b>	<b>Options</b>
AIAFRC30Q=LED Allora II Round Canopy	B=Type II C=Type III D=Type IV F=Type V	1X37=37w 1X65=65w 1X100=100w 1X140=140w	U=120-277V H=347-480V	3K=3000K* 4K=4000K 5K=5000K  *37 and 65w Only	C=Clear UV-Stabilized Polycarbonate Array Lens L=SoftLED LumaLens Opal UV-Stabilized Polycarbonate Lens* *Type V Models Only	Z=Bronze W=White C=Custom (Consult Factory)	NM=Easy-Hang Bracket Only T=Trunnion* PA=Pendant*  *Mounting Shipped Separately	SF=Single Fuse* DF=Double Fuse* SP=Surge Protection S2=Microwave Sensor with Dimming for Mounting Heights of 8' to 40'.* S4=Microwave On/Off Motion Sensor for Mounting Heights of 8' to 19'.* BU=Battery Backup, 90 Minutes (Up to 65w Max)* BUC=Cold Start Battery Backup, -20°C, 90 Minutes (Up to 65w Max)*  *120-277V Models Only.

**Accessories & Replacement Parts:**

**Replacement Parts (Order Separately, Field Installed)**

AIAF30PCLL	SoftLED LumaLens Opal UV-Stabilized Polycarbonate Vandal-Resistant Lens
AIAF30T*	Height Adjustable Trunnion, Stamped Heavy Duty Steel, Powdercoat Finish
AIPK3415*	Pendant Mount Kit Includes Top & Bottom Cover, Brackets, 3/4" Dia X 15" L Downrod, and Hardware. Powdercoat Finish
AIP17117	Internal Microwave Sensor with Dimming for Mounting Heights of 8 to 40'. 120-277VAC, 50/60Hz
AIP17123	Internally Mounted Microwave On/Off Motion Sensor for Mounting Heights of 8' to 19', 120-277VAC, 50/60Hz

\*Specify Color: Z=Bronze, W=White, C=Custom (Consult Factory)

For Replacement Battery Backup, see the Atlantic LED Battery Backup Specification Sheet.



**Mounting Options:**



**AIAFRC30QL w/ Easy-Hang Bracket (NM)**

Stamped Steel 2-Piece Bracket Allows One-Person Installation. Mounts Directly to Standard 4" Electrical Box



**AIAFRC30QL w/ Adjustable Trunnion Mount (T)**

Stamped Steel Height Adjustable Trunnion, Powdercoat Finish, Includes Hardware

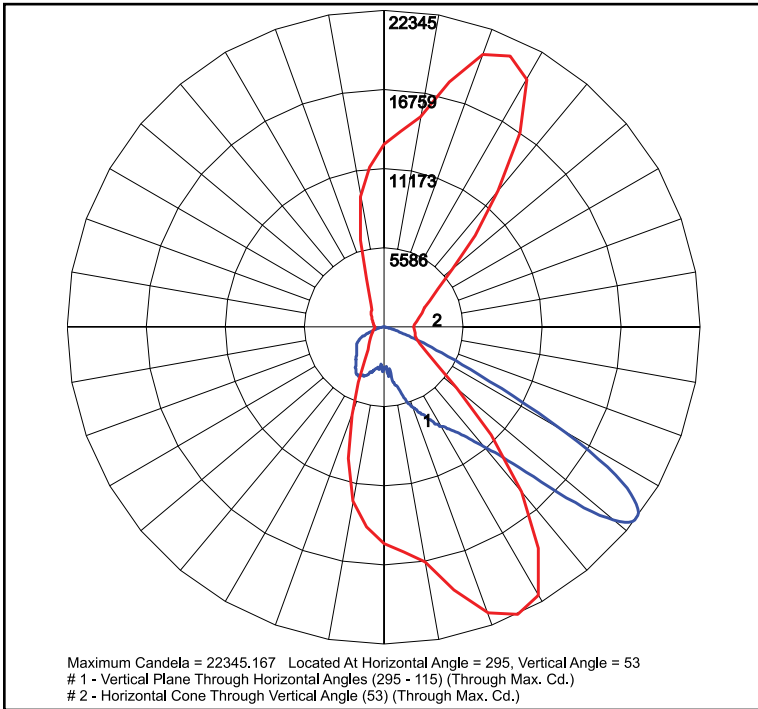


**AIAFRC30QL w/ Pendant Mount (PA)**

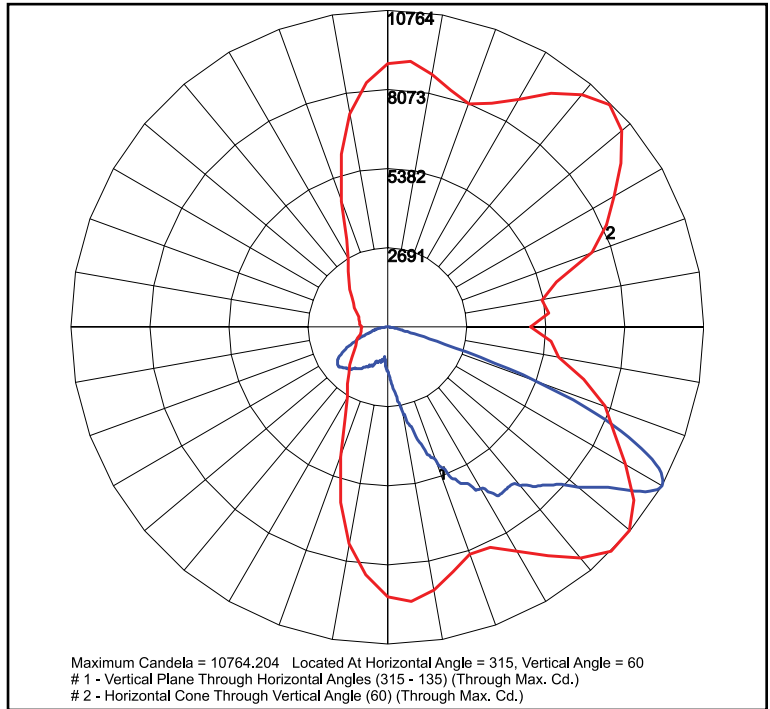
Includes Top and Bottom Covers, Brackets, and 3/4" Diameter, 15" Long Downrod, Powdercoat Finish, Includes Hardware.

Specifications subject to change without notice. Rev. 051921

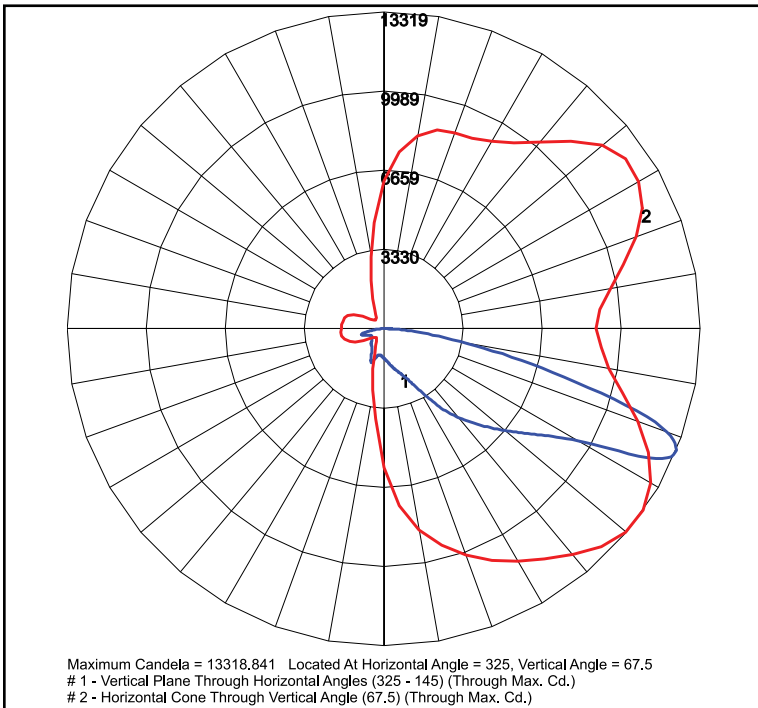
**Photometric Data**



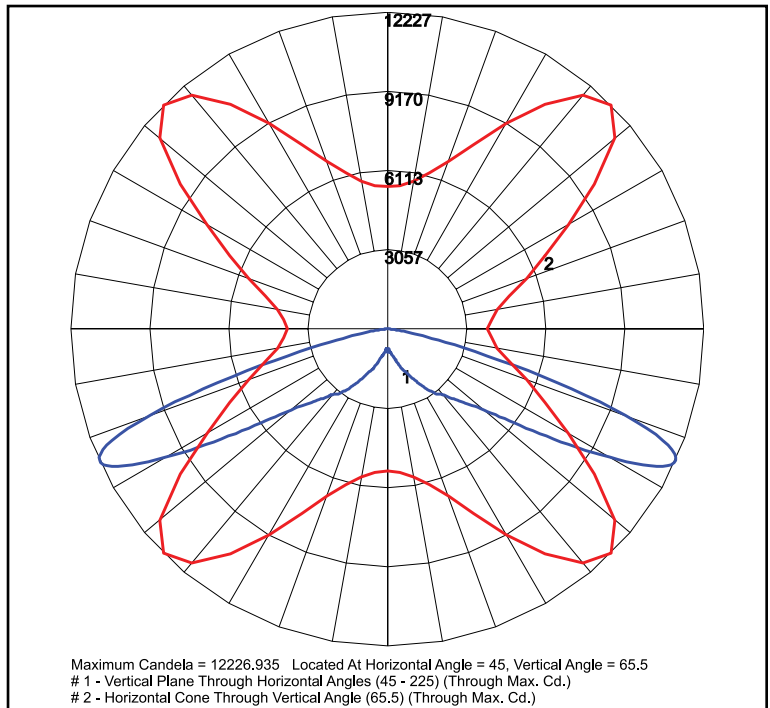
**AIAFRC30QB1X140U4KC - Clear Lens**



**AIAFRC30QC1X140U4KC - Clear Lens**



**AIAFRC30QD1X140U4KC - Clear Lens**



**AIAFRC30QF1X140U4KC - Clear Lens**

**Photometric Performance**

Wattage (Catalog Logic)		37W (1X37)	65W (1X65)	100W (1X100)	140W (1X140)
Input Watts		42.2	74.1	114	159.6
Optic	CCT	Delivered Lumens			
<b>AIAFRC30Q B = Type II</b>	3000K	5,256	9,234	-	-
	4000K	5,469	9,608	14,782	20,694
	5000K	5,682	9,982	15,357	21,500
<b>AIAFRC30Q C = Type III</b>	3000K	5,277	9,271	-	-
	4000K	5,491	9,646	14,842	20,777
	5000K	5,705	10,022	15,419	21,586
<b>AIAFRC30Q D = Type IV</b>	3000K	4,815	8,459	-	-
	4000K	5,010	8,803	13,543	18,959
	5000K	5,206	9,145	14,069	19,697
<b>AIAFRC30Q F = Type V</b>	3000K	5,280	9,277	-	-
	4000K	5,495	9,653	14,851	20,791
	5000K	5,709	10,029	15,429	21,600

**Projected Lumen Maintenance**

Data shown for 5000 CCT		Compare to MH				
TM-21-11	Input Watts	Initial	25,000 Hrs	50,000 Hrs	100,000 Hrs	Calculated LED Life
<b>L70 Lumen Maintenance @ 25°C / 77°F</b>	All wattages up to and including 159w	1.00	0.98	0.95	0.91	327,000
<b>L70 Lumen Maintenance @ 50°C / 122°F</b>		1.00	0.94	0.89	0.78	134,000
<b>L80 Lumen Maintenance @ 40°C / 104°F</b>		1.00	0.96	0.93	0.86	141,000

**NOTES:**  
 1. Projected per IESNA TM-21-11. Data references the extrapolated performance projections for the base model in a 25°C ambient, based on 10,000 hours of LED testing per IESNA LM-80-08.  
 2. Compare to MH box indicates suggested Light Loss Factor (LLF) to be used when comparing to Metal Halide (MH) systems.