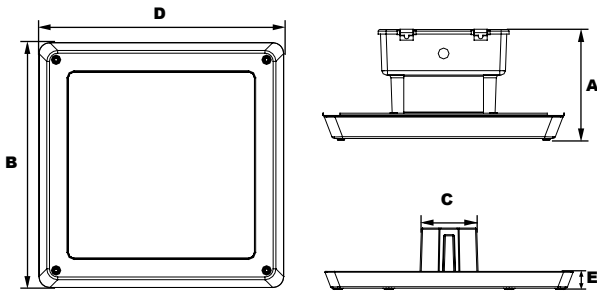


AICP16Q

L70
25°C

187,000 Hours

LED 16" Recessed Gas Station Canopy



Dimensions

Width (D)	16½" (419mm)	Height 1 (A)	7¼" (195mm)
Length (B)	16½" (419mm)	Width (C)	4" (102mm)
		Height 2 (E)	1¼" (32mm)

The Atlantic AICP16Q 16" Recessed Gas Station Canopy luminaire with mounting system designed for typical canopy steel pan structures is available with an optical distribution designed to replace HID lighting systems up to 250w MH or HPS. The fixture housing is designed to emulate legacy HID canopy lights that mount through a 4" minimum diameter cut hole in the canopy. A galvanized steel back plate is provided to allow for installation over larger holes. Driver and power connection are made in an IP66 rated powder coated die cast mounting box above the canopy. Mounting heights of 12 to 20 feet can be used based on light level and uniformity requirements.

Specifications and Features:

Housing:

Die Cast Aluminum Housing with IP66 Driver Compartment.

Listing & Ratings:

CSA: Listed for Wet Locations, ANSI/UL 1598, 8750
IP66 Sealed LED Compartment.

Finish:

White Powdercoat Finish Over a Chromate Conversion Coating. Custom Colors Available Upon Request.

Lens:

Tempered Clear Flat Glass Lens

Mounting Options:

Recessed Mount

LED:

Aluminum Boards

Wattage:

Array: 111.5w; System: 127w; (250w HID Equivalent)

Driver:

Electronic Driver, 120-277V, 50/60Hz or 347-480V, 50/60Hz; Less Than 20% THD and PF>0.90. Standard Internal Surge Protection 6kV. 0-10V Dimming Standard for a Dimming Range of 100% to 10%; Dimming Source Current is 150 Microamps.

Warranty:

5-Year Warranty for -40°C to +50°C Environment.

See Page 2 for Projected Lumen Maintenance Table.

Project Information:

Project Name:	Fixture Type:
Complete Catalog #:	Date:
Comments:	

Certification & Listings:

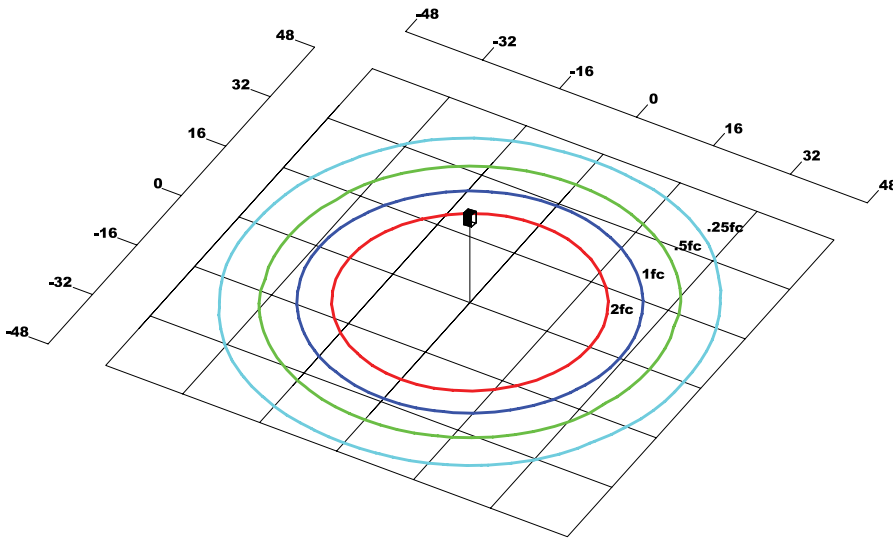


LED 16" Recessed Gas Station Canopy

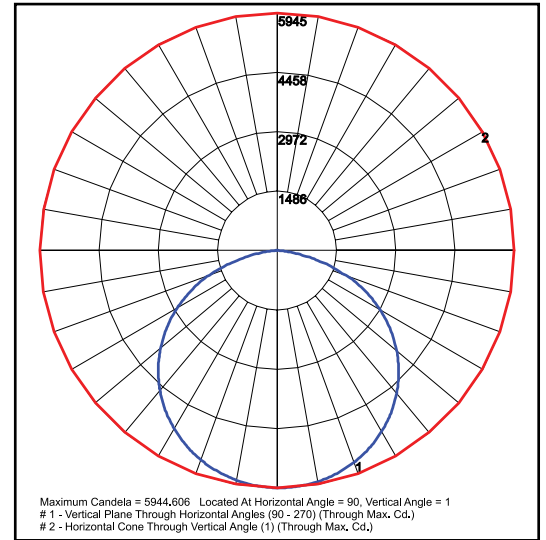
Order Information Example: AICP16QF1X112U5KCWSP

AICP16Q	F	1X112			C		
Model	Optics	Wattage	Driver	CCT	Lens	Color	Options
AICP16Q=LED 16" Recessed Gas Station Canopy	F=Type V	1X112=112w	U=120-277V H=347-480V	4K=4000K 5K=5000K	C=Tempered Clear Flat Glass	W=White C=Custom (Consult Factory)	SF=Single Fuse* DF=Double Fuse* SP=Surge Protection *120-277V Models Only.

Photometric Data



AICP16QF1X112U5KC
Type V
Grid in MH
MH=16 Feet



AICP16QF1X112U5KC
Type V

Photometric Performance

LED Board Watts	Drive Current (mA)	Input Watts	Optics	5000 CCT 80 CRI				4000 CCT 80 CRI					
				Lumens	LPW	B	U	G	Lumens	LPW	B	U	G
LED 112w	116	127	Type V	17,904	141	3	2	2	17,188	135	3	2	1

Projected Lumen Maintenance

Data shown for 5000 CCT TM-21-11	Input Watts	Compare to MH				Calculated LED Life
		Initial	25,000 Hrs	50,000 Hrs	100,000 Hrs	
L70 Lumen Maintenance @ 25°C / 77°F	127	1.00	0.96	0.92	0.84	187,000
L70 Lumen Maintenance @ 50°C / 122°F		1.00	0.93	0.87	0.73	113,000
L80 Lumen Maintenance @ 40°C / 104°F		1.00	0.94	0.89	0.77	88,000

NOTES:
1. Projected per IESNA TM-21-11. Data references the extrapolated performance projections for the base model in a 25°C ambient, based on 10,000 hours of LED testing per IESNA LM-80-08.
2. Compare to MH box indicates suggested Light Loss Factor (LLF) to be used when comparing to Metal Halide (MH) systems.