

AITV3C3

L70
25°C **77,000 Hours**

Large 2Gen LED Slimline Flood and Wall Pack



The Atlantic AITV3 2Gen Slimline ColorLED static color cut-off wall mounted or flood light luminaire is available with optional knuckle, slipfitter and bracket mounting features and in two wattages designed to provide accent colored light using Blue, Green, Red or Amber COB LEDs. Typical lighting applications include retail centers, industrial parks, schools and universities, public transit and airports, office buildings and medical facilities. Mounting can be accomplished using ground attachment accessories and to heights of 20 feet based on light level and uniformity requirements.

Specifications and Features:

Housing:

Die-Cast Gasketed Aluminum Housing, Includes Cast-In Box Template and Built in Level. White Reflector Nickel-Plated Stainless Steel Hardware.

Listing & Ratings:

CSA: Listed for Wet Locations, ANSI/UL 1598, 8750; IP65 Sealed LED Compartment.

Finish:

Textured Architectural Bronze Powdercoat Finish Over a Chromate Conversion Coating. Custom Colors Available Upon Request.

Lens:

Tempered Clear Flat Glass Lens.

Mounting Options:

Mount Directly Over Recessed Electrical Box or Use 1/2" Surface Mount Conduit. Heavy-Duty Adjustable Knuckle, Slipfitter, or Two-Piece Swivel Bracket, Sold Separately, Field Installed.

COB LED:

ColorLED COB

Wattage:

60w COB: 60w, System: 56w; (250w HID Equivalent)
80w COB: 80w, System: 80w; (400w HID Equivalent)

Driver:

Electronic Driver, 120-277V, 50/60Hz; Less Than 20% THD and PF>0.90. Standard Internal Surge Protection 6kV. 0-10V Dimming Standard for a Dimming Range of 100% to 10%; Dimming Source Current is 150 Microamps.

Controls:

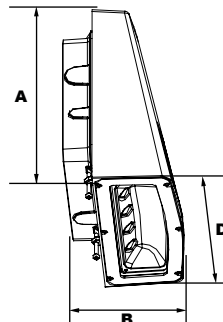
Fixtures Ordered with Factory-Installed Photocell or Motion Sensor Controls are Internally Wired for Switching and/or 1-10V Dimming Within the Housing. Remote Direct Wired Interface of 1-10V Dimming is Not Implied and May Not Be Available, Please Consult Factory. Fixtures are Tested with Atlantic Controls and May Not Function Properly With Controls Supplied By Others. Fixtures are NOT Designed for Use with Line Voltage Dimmers.

Warranty:

5-Year Warranty for -40°C to +50°C Environment.

Dimensions

Width (D)	9 3/4" (248mm)
Length (B)	11 1/4" (286mm)
Height (A)	6 1/8" (156mm)
Length (B) with Mount	Bracket (BR): 9 1/2" (241mm) Knuckle (KN): 9 5/8" (251mm) Slipfitter (SF): 11 1/8" (283mm)



Project Information:

Project Name: _____ Fixture Type: _____

Complete Catalog #: _____ Date: _____

Comments: _____



Certification & Listings:



Large 2Gen LED Slimline Flood and Wall Pack


Order Information Example:			AITV3C34X20UBLKZSP				Shipped from Tampa location only	
AITV3C3		U						
Model	Wattage	Driver	CCT	Color	Mounting	Options		
AITV3C3=Large 2Gen LED Slimline Flood and Wall Pack	4X15=60w 4X20=80w	U=120-277V	BL=Blue GR=Green RD=Red AM=Amber	Z=Bronze C=Custom (Consult Factory)	KN=½" NPS Knuckle SF=Slipfitter BR=Two-Piece Swivel Bracket *Optional, field installed. Order only for flood model.	SF=Single Fuse* DF=Double Fuse* SP=Surge Protection P14=Pencil Photocell, 120-277VAC *120-277V Models Only.		

Accessories & Replacement Parts:


Mounting Accessories (Order Separately, Field Installed)		Accessories (Order Separately, Field Installed)		Replacement Parts (Order Separately, Field Installed)	
AIFLPTFZ	Die-cast Post Top Fitter for 2½" to 3½" Poles, Bronze Powdercoat Finish, Three (3) ½" Coin Plugs.	AIP18110	110-130V, 120VAC Pencil Photocell	AIP18114	120-277V, 50/60Hz Pencil Photocell
AIFLSTK	Heavy Duty Ground Stake, Built-in Wiring Compartment with ½" NPS Threaded Fitting, Black Plastic.	AIP18112	208-277V, 240VAC Pencil Photocell	 <p>AIP18114</p>	
AIFLSTZ	Die-Cast Adjustable Knuckle with ½" NPS Threads, Bronze Powdercoat Finish.	 <p>AIP18110 & AIP18112</p>			
AIFL73SFXZ	External Mount Die-Cast Adjustable Slipfitter for 2½" Tenons, Bronze Powdercoat Finish, Includes Hardware.				
AIFL73BRZ	Two-Piece Stamped Steel Adjustable Bracket, Bronze Powdercoat Finish, Includes Hardware.				



*Shown Mounted



Ground Mount Flood



Wall Mount Cutoff

Distributions

LED COB Watts	Input Watts	Flood Beam	Wall Mount
COB LED 60w	56	105°H x 90°V, NEMA 7H x 7V	Type III
COB LED 80w	80	100°H x 80°V, NEMA 7H x 7V	Type II

Specifications subject to change without notice. Rev. 120220