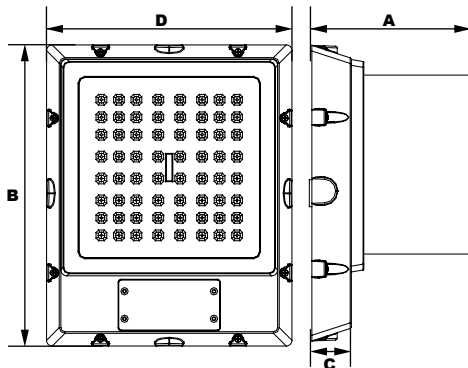


AIVN55Q

Amber Garage Lighter

L70
25°C

219,000 Hours



Dimensions

Width (D)	11¼" (285mm)
Length (B)	13¾" (350mm)
Height 1 (A)	7½" (193mm)
Height 2 (C)	1¼" (47mm)

Project Information:

Project Name: _____ Fixture Type: _____

Complete Catalog #: _____ Date: _____

Comments: _____

Amber Technology

The Atlantic Amber AIVN55Q luminaire is available with a shielded IES Type V distribution, and is certified by the Florida Fish & Wildlife Conservation Commission (FWC) for wildlife applications that are directly visible from the shore requiring monochromatic AMBER light. LEDs operate between 585 and 595 nm, greater than 560nm required by FWC. Typical applications include retail centers, hotels, residential covered parking areas, parks, schools and universities, office buildings and medical facilities. Mounting heights of up to 12 feet can be used based on light level and uniformity requirements.

Specifications and Features:

Housing:

Low Profile Die Cast Aluminum Housing, ½" Coin Plugs with O-rings for Conduit or External

Sensor. Built-in Sensor Housing with Color-Matched UV-Stabilized Polycarbonate Cover. A Clear Cover will be Provided When a Sensor is Ordered. Includes Full Baffle Required to Maintain FWC Certification.

Listing & Ratings:

CSA: Listed for Wet Locations, ANSI/UL 1598, 8750.

(Damp Locations When Used with AIVNQM.); IP66 Sealed LED Compartment.

Finish:

Textured Architectural Bronze or White Powdercoat Finish Over a Chromate Conversion Coating. Custom Colors Available Upon Request.

Lens:

Molded UV-Stabilized Acrylic Optical Lens Designed for Garage Lighting Applications.

Mounting Options:

Included Easy-Hang Bracket Fits Standard 4" Electrical Box, Allowing One-Person Installation. Optional Quick-Mount/Pendant Bracket Available.

Amber LED:

Aluminum Boards

Wattage:

39w: Array: 39w, System: 43.4w;

52w: Array: 52w, System: 57.2w; (Up to 175w HID Equivalent)

Driver:

Electronic Driver, 120-277V, 50/60Hz; Less Than 20% THD and PF>0.90. Standard Internal Surge Protection 6kV. 0-10V Dimming Standard for a Dimming Range of 100% to 10%; Dimming Source Current is 150 Microamps.

Controls:

Fixtures Ordered with Factory-Installed Photocell or Motion Sensor Controls are Internally Wired for Switching and/or 1-10V Dimming Within the Housing. Remote Direct Wired Interface of 1-10V Dimming is Not Implied and May Not Be Available, Please Consult Factory. Fixtures are Tested with Atlantic Controls and May Not Function Properly With Controls Supplied By Others. Fixtures are NOT Designed for Use with Line Voltage Dimmers.

Warranty:

5-Year Warranty for -40°C to +50°C Environment.

See Page 3 for Projected Lumen Maintenance Table.




Certification #2018-001

Amber

Certification & Listings:





Order Information Example: AIVN55QF1X52UAMZSPBF

AIVN55Q	F		U	AM			BF
Model	Optics	Wattage	Driver	CCT	Color	Options	Shield
AIVN55Q= Amber Garage Lighter	F=Type V	1X39=39w 1X52=52w	U=120-277V	AM=Amber	W=White Z=Bronze C=Custom (Consult Factory)	SF =Single Fuse* DF =Double Fuse* SP =Surge Protection PC3 =Photocell, 120-277VAC S2 =Microwave Sensor with Dimming for Mounting Heights of 8' to 40'.* S4 =Microwave On/Off Motion Sensor for Mounting Heights of 8' to 19'.* QM =Quick Mount/Pendant Mount BU =Battery Backup, 90 Minutes* BUC =Cold Start Battery Backup, -20°C, 90 Minutes* *120-277V Models Only.	BF=Baffle

Accessories & Replacement Parts:

Replacement Parts
(Order Separately, Field Installed)

AIVNQM Hinged Quick-Mount Bracket, Stamped Steel, Mount Over Recessed Electrical Box, or Use 3/4" NPS Downrod for Pendant Mounting. CSA Listed for Damp Location Mounting.

AIP18103 120-277VAC Photocell

AI P17117 Internal Microwave Sensor with Dimming for Mounting Heights of 8 to 40' : 120-277VAC, 50/60Hz.

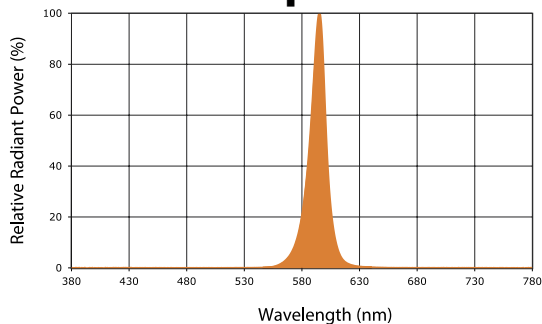
AIP17123 Internally Mounted Microwave On/Off Motion Sensor for Mounting Heights of 8' to 19', 120-277VAC, 50/60Hz


For Replacement Battery Backup, see the Atlantic LED Battery Backup Specification Sheet.



Photometric Data

Amber LED - Spectral Chart





Photometric Performance

LED Board Watts	Drive Current (mA)	Input Watts	Optics	Amber LEDs	
				Lumens	LPW
Amber 39w	117	43	Type V	1,877	43
Amber 52w	117	57	Type V	2,292	40

Projected Lumen Maintenance

Data shown for Amber LEDs		Compare to MH				
TM-21-11	Input Watts	Initial	25,000 Hrs	50,000 Hrs	100,000 Hrs	Calculated LED Life
L70 Lumen Maintenance @ 25°C / 77°F	All wattages up to and including 57w	1.00	0.97	0.93	0.86	219,000
L70 Lumen Maintenance @ 50°C / 122°F		1.00	0.96	0.91	0.82	114,000
L80 Lumen Maintenance @ 40°C / 104°F		1.00	0.95	0.89	0.78	93,000

NOTES:

1. Projected per IESNA TM-21-11. Data references the extrapolated performance projections for the 117mA base model in a 25°C ambient, based on 10,000 hours of LED testing per IESNA LM-80-08.
2. Compare to MH box indicates suggested Light Loss Factor (LLF) to be used when comparing to Metal Halide (MH) systems.