


AIWPC30Q

L70
25°C **320,000 Hours**

LED Wall Mount Cutoff Luminaire



Shown with Clear Molded UV-Stabilized Polycarbonate Lens

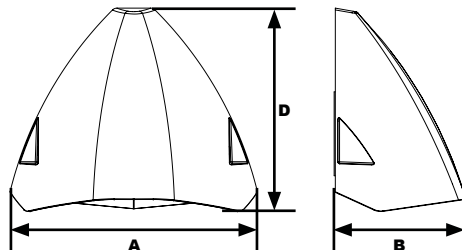


Shown with SoftLED LumaLens Opal UV-Stabilized Polycarbonate Array Lens



Dimensions

Width (D)	12½" (319mm)
Length (B)	6¾" (168mm)
Height (A)	10¼" (262mm)



The contemporary-styled Atlantic AIWPC30Q Wall Mount Cutoff Luminaire is available in two wattages and two optical distributions designed to replace HID lighting systems up to 150W MH or HPS. Typical wall mounted lighting applications include retail centers, industrial parks, schools and universities, public transit and airports, office buildings and medical facilities. Mounting heights of 8 to 15 feet can be used based on light level and uniformity requirements.

Specifications and Features:

Housing:

Die Cast Aluminum Housing with Integral Heat Sinking. Nickel-Plated Stainless Steel Hardware. Photocell Adaptable.

Listing & Ratings:

CSA: Listed for Wet Locations, ANSI/UL 1598, 8750; IP66 Sealed LED Compartment.

Finish:

Textured Architectural Bronze Powdercoat Finish Over a Chromate Conversion Coating. Custom Colors Available Upon Request.

Lens:

Clear One-Piece Molded UV-Stabilized Polycarbonate or SoftLED LumaLens UV-Stabilized Polycarbonate Opal Vandal-Resistant Lenses to Seal LED Array.

Mounting Options:

Mount Directly Over a 4" Recessed Outlet Box, Includes Easy-Hang "Two Hands Free" Wall Mounting Bracket with Built-In Level. No Surface Conduit Entrance.

LED:

Aluminum Boards

Wattage:

14w: Array: 14.5w, System: 16.1w
22w: Array: 21.7w, System: 24.8w

Driver:

Electronic Driver, 120-277V, 50/60Hz or 347V, 50/60Hz; Less Than 20% THD and PF>0.90. Standard Internal Surge Protection 6kV. 0-10V Dimming Standard for a Dimming Range of 100% to 10%; Dimming Source Current is 150 Microamps.

Controls:

Fixtures Ordered with Factory-Installed Photocell or Motion Sensor Controls are Internally Wired for Switching and/or 1-10V Dimming Within the Housing. Remote Direct Wired Interface of 1-10V Dimming is Not Implied and May Not Be Available, Please Consult Factory. Fixtures are Tested with Atlantic Controls and May Not Function Properly With Controls Supplied By Others. Fixtures are NOT Designed for Use with Line Voltage Dimmers.

Warranty:

5-Year Warranty for -40°C to +50°C Environment.

See Page 3 for Projected Lumen Maintenance Table.

Project Information:

Project Name: _____ Fixture Type: _____
 Complete Catalog #: _____ Date: _____
 Comments: _____

Certification & Listings:



Order Information Example:

AIWPC30QD1X22U5KCZSP

AIWPC30Q

Model	Optics	Wattage	Driver	CCT	Lens	Color	Options
AIWPC30Q=LED Wall Mount Cutoff Luminaire	D=Type IV F=Type V	1X14=14w 1X22=22w	U=120-277V C=347V* *14w Models Only.	3K=3000K 4K=4000K 5K=5000K	C=Clear Molded UV-Stabilized Polycarbonate Lens L=SoftLED LumaLens Opal UV-Stabilized Polycarbonate Array Lens* *Use with F Optic Only.	Z=Bronze C=Custom (Consult Factory)	SF =Single Fuse* DF =Double Fuse* SP =Surge Protection PC3 =Photocell, 120-277VAC S2 =Microwave Sensor with Dimming for Mounting Heights of 8' to 40' * BU =Battery Backup* BUC =Cold Start Battery Backup, -20°C, 90 Minutes* *120-277V Models Only.

Accessories & Replacement Parts:

Replacement Parts (Order Separately, Field Installed)

AIP18103 120-277VAC Photocell

AIP17117 Internal Microwave Sensor with Dimming for Mounting Heights of 8 to 40'. 120-277VAC, 50/60Hz

For Replacement Battery Backup, see the Atlantic LED Battery Backup Specification Sheet.

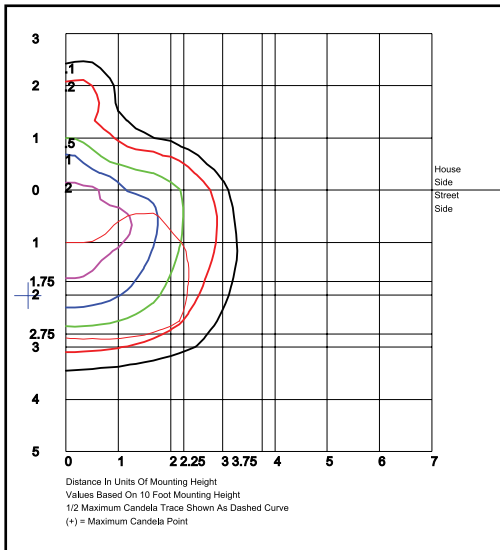


AIP18103

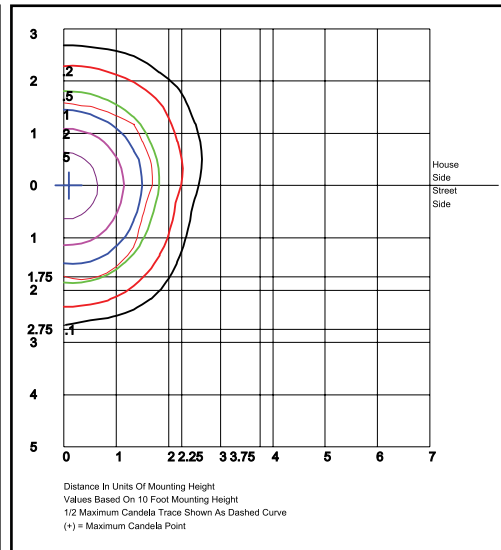


AIP17117

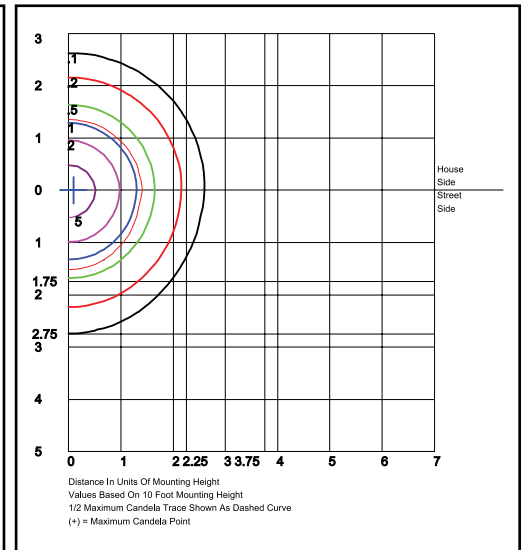
Photometric Data



AIWPC30QD1X22U5KC
Type IV, Clear Lens
Grid in MH
MH=10 Feet



AIWPC30QF1X22U5KC
Type V, Clear Lens
Grid in MH
MH=10 Feet



AIWPC30QF1X22U5KL
Type V, LumaLens
Grid in MH
MH=10 Feet

Photometric Performance

Optic	CCT	Wattage (Catalog Logic)	
		14W (1X14)	22W (1X22)
Input Watts		16.1W	24.8W
Delivered Lumens			
D = Type IV	3000K	1,473	2,209
	4000K	1,533	2,299
	5000K	1,592	2,389
	BUG Rating	B0-U1-G1	B1-U1-G1
F = Type V	3000K	1,770	2,655
	4000K	1,842	2,762
	5000K	1,913	2,870
	BUG Rating	B1-U1-G0	B1-U1-G1
F = Type V with LumaLens	3000K	1,408	2,112
	4000K	1,465	2,198
	5000K	1,522	2,283
	BUG Rating	B1-U2-G1	B1-U2-G1

Projected Lumen Maintenance

Data shown for 5000 CCT TM-21-11	Input Watts	Compare to MH				Calculated LED Life
		Initial	25,000 Hrs	50,000 Hrs	100,000 Hrs	
L70 Lumen Maintenance @ 25°C / 77°F	All wattages up to and including 25w	1.00	0.98	0.95	0.91	320,000
L70 Lumen Maintenance @ 50°C / 122°F		1.00	0.95	0.89	0.79	141,000
L80 Lumen Maintenance @ 40°C / 104°F		1.00	0.96	0.93	0.85	134,000

NOTES:
 1. Projected per IESNA TM-21-11. Data references the extrapolated performance projections for the base model in a 25°C ambient, based on 10,000 hours of LED testing per IESNA LM-80-08.
 2. Compare to MH box indicates suggested Light Loss Factor (LLF) to be used when comparing to Metal Halide (MH) systems.