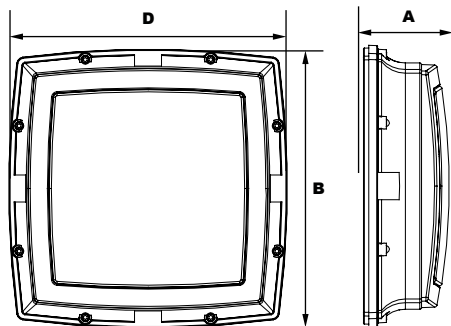


AIWPS250FQ | **L70**
25°C | **187,000 Hours**

Square 2Gen LED Bulkhead Open Frame



Dimensions

Width (D)	12½" (318mm)
Length (B)	12½" (318mm)
Height (A)	3 ¹⁵ / ₁₆ " (100mm)

Project Information:

Project Name: _____ Fixture Type: _____

Complete Catalog #: _____ Date: _____

Comments: _____

The Atlantic Square 2Gen LED Bulkhead is designed to replace HID lighting systems up to 250w MH or HPS. The open door frame allows for maximum light output. Typical applications include office and public buildings, condominiums, schools, shopping malls, and hospitality. Recommended mounting heights are 8 to 20 feet.

Specifications and Features:

Housing:

Die Cast Gasketed Aluminum Open Front Frame and Housing with Integral Heat Sinking and Driver Compartment. Nickel-Plated Stainless Steel Hardware. Photocell Adaptable.

Listing & Ratings:

CSA: Listed for Wet Locations, ANSI/UL 1598, 8750; IP66 Sealed LED Compartment.

Finish:

Textured Architectural Bronze Powdercoat Finish Over a Chromate Conversion Coating. Custom Colors Available Upon Request.

Lens:

SoftLED LumaLens UV-Stabilized Polycarbonate Opal Vandal-Resistant Lens Eliminates LED Hot Spots

Mounting Options:

Surface Mount

LED:

Aluminum Boards

Wattage:

Array: 12w, System: 12.9w; (100w HID Equivalent)
Array: 17w, System: 18.1w; (100w HID Equivalent)
Array: 25w, System: 27.1w; (250w HID Equivalent)

Driver:

Electronic Driver, 120-277V, 50/60Hz, 347V, 50/60Hz or 480-347V, 50/60Hz; Less Than 20% THD and PF>0.90. Standard Internal Surge Protection 2kV. 0-10V Dimming Standard for a Dimming Range of 100% to 10%; Dimming Source Current is 150 Microamps.

Controls:

Fixtures Ordered with Factory-Installed Photocell or Motion Sensor Controls are Internally Wired for Switching and/or 1-10V Dimming Within the Housing. Remote Direct Wired Interface of 1-10V Dimming is Not Implied and May Not Be Available, Please Consult Factory. Fixtures are Tested with Atlantic Controls and May Not Function Properly With Controls Supplied By Others. Fixtures are NOT Designed for Use with Line Voltage Dimmers.

Warranty:

5-Year Warranty for -40°C to +50°C Environment.

See Page 3 for Projected Lumen Maintenance Table.

Certification & Listings:



Order Information Example:

AIWPS250FQF1X25U5KLZSF

AIWPS250FQ	F				L		
Model	Optics	Wattage	Driver	CCT	Lens	Color	Options
AIWPS250FQ= Square 2Gen LED Bulkhead Open Frame	F=Type IV	1X12=12w 1X17=17w 1X25=25w	U=120-277V C=347V* H=347-480V♦ *17w Only ♦25w Only	3K=3000K 4K=4000K 5K=5000K	L=SoftLED LumaLens Opal UV-Stabilized Polycarbonate Array Lens	Z=Bronze W=White C=Custom (Consult Factory)	SF=Single Fuse* DF=Double Fuse* SP=Surge Protector PC3=Photocell, 120-277VAC P12=Pencil Photocell, 277VAC P14=Pencil Photocell, 120-277VAC S2=Microwave Sensor with Dimming for Mounting Heights of 8' to 40'.* S4=Microwave On/Off Motion Sensor for Mounting Heights of 8' to 19'.* BU=Battery Backup, 90 Minutes* BUC=Cold Start Battery Backup, -20°C, 90 Minutes* *120-277V Models Only.

Accessories & Replacement Parts:

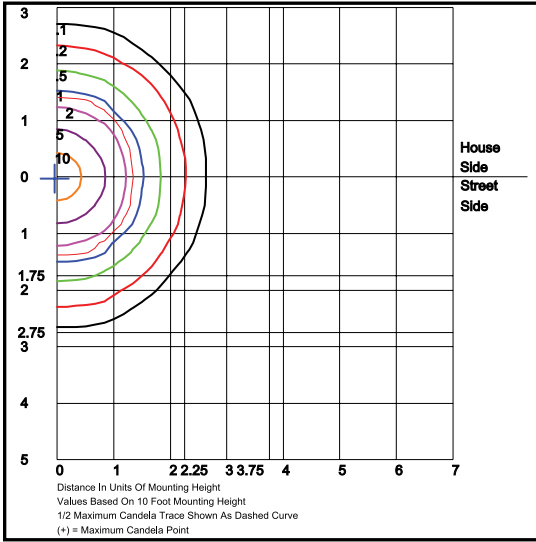
**Replacement Parts
(Order Separately, Field Installed)**

AIP18103	120-277VAC Photocell
AIP18112	208-277V 240VAC Pencil Photocell
AIP18114	120-277V, 50/60Hz Pencil Photocell
AIP17117	Internal Microwave Sensor with Dimming for Mounting Heights of 8 to 40'. 120-277VAC, 50/60Hz.
AIP17123	Internally Mounted Microwave On/Off Motion Sensor for Mounting Heights of 8' to 19', 120-277VAC, 50/60Hz

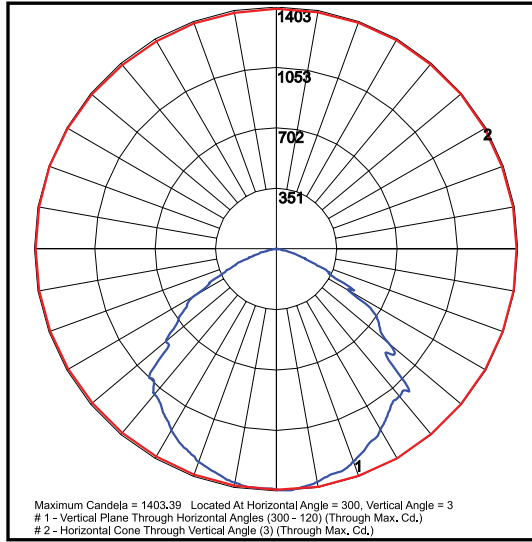
For Replacement Battery Backup, see the Atlantic LED Battery Backup Specification Sheet.



Photometric Data



AIWPS250FQF1X25U5K
Type IV
Grid in MH
MH=10 Feet



AIWPS250FQF1X25U5K
Type IV

Photometric Performance

	Wattage (Catalog Logic)	12W (1X12)	17W (1X17)	25W (1X25)
Input Watts		12.9W	18.1W	27.1W
Optic	CCT	Delivered Lumens		
F = Type V	3000K	1,545	2,163	3,245
	4000K	1,676	2,347	3,520
	5000K	1,746	2,444	3,667
	BUG Rating	B1-U1-G0	B1-U1-G0	B2-U1-G0

Projected Lumen Maintenance

Data shown for 5000 CCT		Compare to MH				
TM-21-11	Input Watts	Initial	25,000 Hrs	50,000 Hrs	100,000 Hrs	Calculated LED Life
L70 Lumen Maintenance @ 25°C / 77°F	All wattages up to and including 27w	1.00	0.96	0.92	0.84	187,000
L70 Lumen Maintenance @ 50°C / 122°F		1.00	0.96	0.91	0.82	113,000
L80 Lumen Maintenance @ 40°C / 104°F		1.00	0.94	0.89	0.77	88,000

NOTES:
1. Projected per IESNA TM-21-11. Data references the extrapolated performance projections for the base model in a 25°C ambient, based on 10,000 hours of LED testing per IESNA LM-80-08.
2. Compare to MH box indicates suggested Light Loss Factor (LLF) to be used when comparing to Metal Halide (MH) systems.