

**LED LPS Replacement
Round Flat Bollards**



L70
25°C **147,000 Hours**



NEW Soft Shine Low Glare White Cone Reflector
Daytime View Nighttime View
(Dome Top Shown for Visual Concept)



Glass
AIBOFGQ



LED Cone Reflector
AIBOFLRQ



Louvers
AIBOFLQ



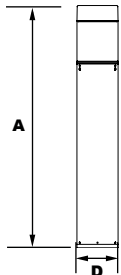
SoftLED LumaLens
Opal Array Lens



**Shown with "S3"
Sensor**



Shown with GFCI



Dimensions

Diameter (D)	7" (178mm)
Height (A)	41 1/8" (1,057mm)

The Atlantic **LPS Replacement PC Amber LED** Bollards are designed to provide a direct 1-to-1 replacement for 35w Low Pressure Sodium (LPS) lighting systems. These fixtures are ideal for retail centers, industrial parks, schools and universities, public transit and airports, office buildings and medical facilities.

Specifications and Features:

Housing:

Extruded Aluminum Housing with Flush Mounting Base & Vandal-Resistant Screws, Flat Top, Internal Ballast Tray for Easy Maintenance. Bollards Can Be Cut to Custom Lengths Upon Request.

Listing & Ratings:

CSA: Listed for Wet Locations, ANSI/UL 1598, 8750; IP65 Sealed LED Compartment.

Finish:

Textured Architectural Bronze or Black Powdercoat Finish Over a Chromate Conversion Coating. Custom Colors Available Upon Request.

Style:

Clear Prismatic Borosilicate Glass Refractor, Specially Designed Cone Reflector or Internal Louvers

Lens:

Clear UV-Stabilized Polycarbonate Vandal-Resistant Lens or SoftLED LumaLens UV-Stabilized Polycarbonate Opal Vandal-Resistant Lens

Mounting Options:

Mounting Kit with 8" Zinc-Plated Anchor Bolts, Included.

LPS Replacement PC Amber LED:

Aluminum Boards. Delivers 1800K CCT and can be successfully applied on projects requiring a nominal CCT range of 1700K to 2200K CCT. See Page 2 for Spectral Chart.

Wattage:

Array: 15w, System: 16.5w; (35w SOX LPS Replacement)

Driver:

Electronic Driver, 120-277V, 50/60Hz; Less Than 20% THD and PF>0.90. Standard Internal Surge Protection 2kV. 0-10V Dimming Standard for a Dimming Range of 100% to 10%; Dimming Source Current is 150 Microamps.

Controls:

Fixtures Ordered with Factory-Installed Motion Sensor Controls are Internally Wired for Switching and/or 1-10V Dimming Within the Housing. Remote Direct Wired Interface of 1-10V Dimming is Not Implied and May Not Be Available, Please Consult Factory. Fixtures are Tested with Atlantic Controls and May Not Function Properly With Controls Supplied By Others. Fixtures are NOT Designed for Use with Line Voltage Dimmers.

Warranty:

5-Year Warranty for -40°C to +40°C Environment.

See Page 4 for Projected Lumen Maintenance Table.

Project Information:

Project Name: _____	Fixture Type: _____
Complete Catalog #: _____	Date: _____
Comments: _____	

Certification & Listings:



Specifications subject to change without notice. Rev. 021721

LED LPS Replacement Round Flat Bollards

L70
25°C **147,000 Hours**


Order Information Example:		AIBOFRLQF1X15UHAZ36SF						
	F	1X15	U	HA				
Model	Optics	Wattage	Driver	CCT	Lens	Color	Height	Options
AIBOFRWQ =LPS Replacement PC Amber Round Flat Top Bollard with Soft Shine Low Glare White Cone Reflector AIBOFRLQ =LPS Replacement PC Amber Round Flat Top Bollard with LED Cone Reflector AIBOFGQ =LPS Replacement PC Amber Round Flat Top Bollard with Glass AIBOFLQ =LPS Replacement PC Amber Round Flat Top Bollard with Louvers	F =Wide Beam Spread	1X15 =15w	U =120-277V	HA =LPS Replacement PC Amber	(Leave Blank) =Clear Lens L =SoftLED LumaLens Opal UV-Stabilized Polycarbonate Array Lens* *White Cone Reflector Only	Z =Bronze B =Black C =Custom (Consult Factory)	(Leave Blank) =42" Standard Height 36 =36" Height 30 =30" Height	SF =Single Fuse* DF =Double Fuse* SP =Surge Protection GF1 =GFCI Outlet, 15A, 120V GSB =180° Glare Shield, Black GSZ =180° Glare Shield, Bronze GSC =180° Glare Shield, Custom Color (Consult Factory) S3 =Microwave Sensor with Dimming & Remote Programming, 120-277V Only. See AIP17121 Spec. Page for Details. BU =Battery Backup, 90 Minutes* BUC =Cold Start Battery Backup, -20°C, 90 Minutes* *120-277V Models Only.

Accessories & Replacement Parts:

Mounting Accessories (Order Separately, Field Installed)	
AIBOLAN4	Mounting Kit, Includes Bracket & Three (3) 4" Zinc-Plated Anchor Bolts
AIBOLAN8	Mounting Kit, Includes Bracket & Three (3) 8" Zinc-Plated Anchor Bolts
AIBOLAN12	Mounting Kit, Includes Bracket & Three (3) 12" Zinc-Plated Anchor Bolts
AIBOLAN15	Mounting Kit, Includes Bracket & Three (3) 15" Zinc-Plated Anchor Bolts
AIBREBASE*	Bollard Retrofit Base Kit Adapts New Bollards to Most Existing Bolt Patterns. Fits all Atlantic Bollards. Die Cast with Powdercoat Finish, Hardware Included. 1 1/2" Dia. x 1 1/2" H

*Specify Color: Z=Bronze, B=Black, C=Custom (Consult Factory)

Accessories (Order Separately, Field Installed)	
AIP17122	Remote Programming Tool for AIP17121

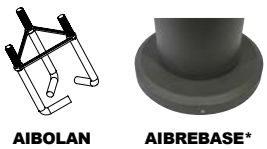


AIP17122

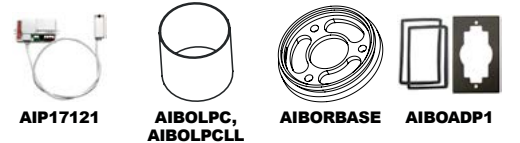
Replacement Parts (Order Separately, Field Installed)	
AIP17121	Internal Microwave Sensor with Dimming & Remote Programming, 120-277V Only. See AIP17121 Spec. Page for Details.
AIBOLPC	Replacement Round UV-Stabilized Polycarbonate Vandal-Resistant Lens
AIBOLPCLL	Replacement SoftLED LumaLens Opal UV-Stabilized Polycarbonate Array Lens
AIBORBASE*	Die Cast Base Plate with Powdercoat Finish Over a Chromate Conversion Coating.
AIBOADP1	Adapter Plate with Gaskets for Outlet Boxes. Fits Atlantic Round Bollards. Die Cast with Bronze Powdercoat Finish.

*Specify Color: Z=Bronze, B=Black, C=Custom (Consult Factory)

For Replacement Battery Backup, see the Atlantic LED Battery Backup Specification Sheet.

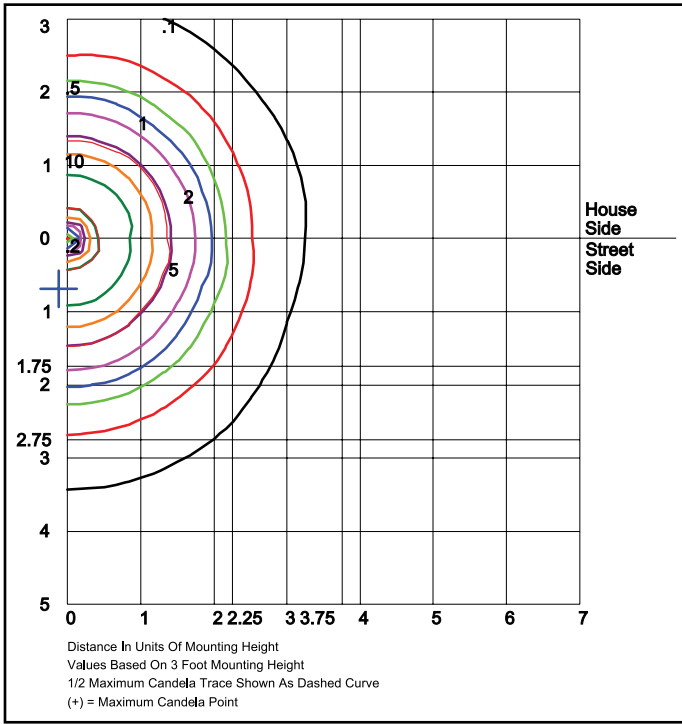


*Shown Mounted

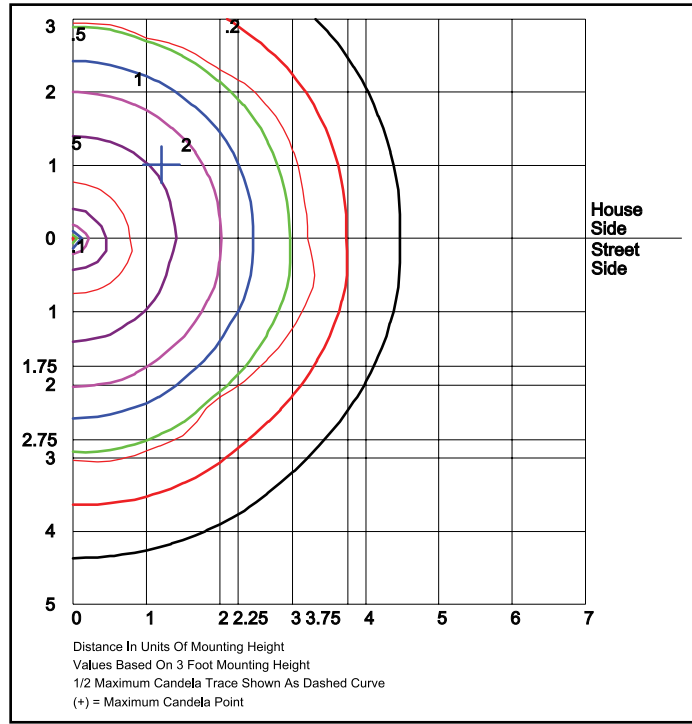


AIP17121 **AIBOLPC, AIBOLPCLL** **AIBORBASE** **AIBOADP1**

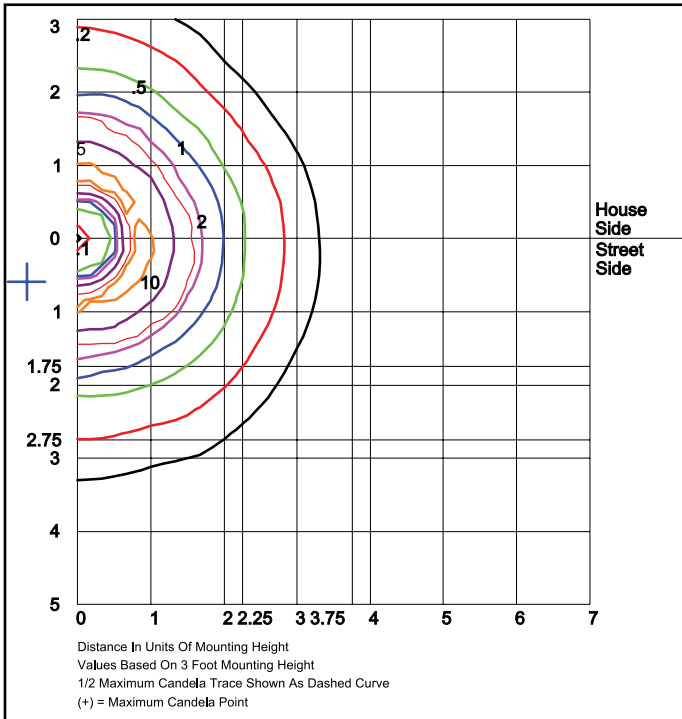
Photometric Data



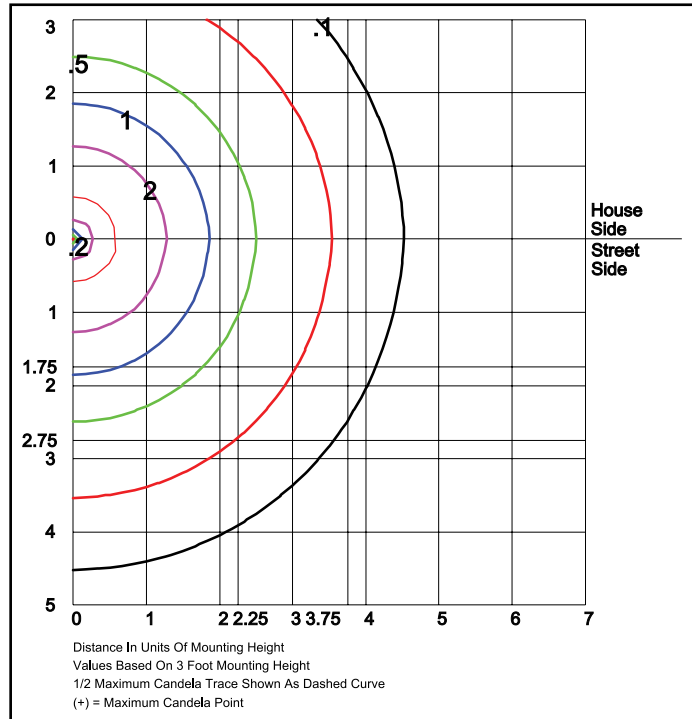
AIBOFRWQF1X15UHA & AIBOFRLQF1X5UHA
Type V
Grid in feet, Mounting Height = 3 ft.



AIBOFGQF1X15UHA
Type V
Grid in feet, Mounting Height = 3 ft.

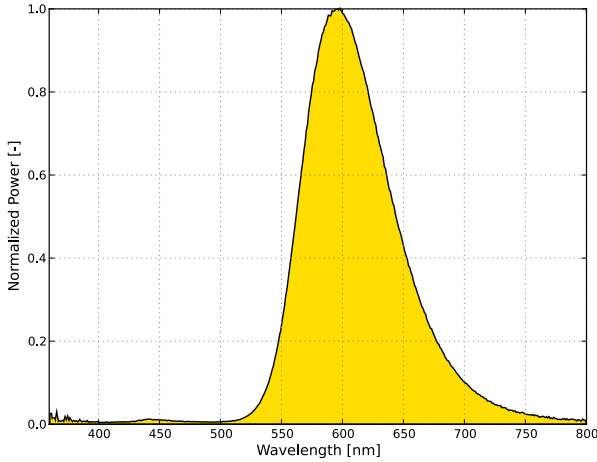


AIBOFLQF1X15UHA
Type V
Grid in feet, Mounting Height = 3 ft.



AIBOFRWQF1X15UHAL, LumaLens
Type V
Grid in feet, Mounting Height = 3 ft.

Spectral Chart



LPS Replacement PC Amber LEDs provide the same visual light output as traditional Low Pressure Sodium systems, but provide substantially reduced energy and maintenance costs, and increased lifespan and lumen maintenance values.

LED LPS Replacement PC Amber: Dominant Wavelength 588.8-592.6
Low Pressure Sodium Wavelength: 589 and 589.6

Photometric Performance

LED Board Watts	Drive Current (mA)	Input Watts	Optics	LED LPS Replacement				
				Lumens	LPW	B	U	G
LPS Replacement 15w	116	17	Cone Reflectors	1,178	69	1	3	1
			AIBOFG Glass	883	52	1	3	1
			AIBOFL Louvers	595	35	0	2	0

Projected Lumen Maintenance

Data shown for LED LPS Replacement PC Amber TM-21-11			Compare to LPS			
Input Watts	Initial	25,000 Hrs	50,000 Hrs	100,000 Hrs	Calculated LED Life	
17	L70 Lumen Maintenance @ 25°C / 77°F	1.00	0.95	0.90	0.80	147,000
	L70 Lumen Maintenance @ 50°C / 122°F	1.00	0.89	0.78	0.55	67,000
	L80 Lumen Maintenance @ 40°C / 104°F	1.00	0.92	0.85	0.70	66,000

NOTES:

- Projected per IESNA TM-21-11. Data references the extrapolated performance projections for the 116mA base model in a 25°C ambient, based on 10,000 hours of LED testing per IESNA LM-80-08.
- Compare to LPS box indicates suggested Light Loss Factor (LLF) to be used when comparing to Low Pressure Sodium (LPS) systems.