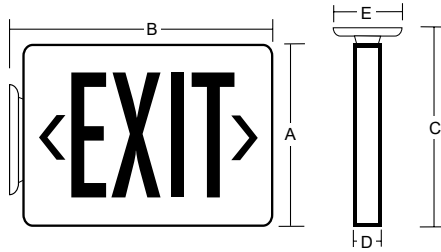



LED Exit Sign - AI EEXRB1 (Red) & AI EEXGB1 (Green)



| A height | B length | C height | D thickness | E width |
|----------|----------|----------|-------------|---------|
| 7½" | 12" | 8⅝" | 1½" | 4⅞" |
| 191mm | 305mm | 206mm | 38mm | 124mm |


Description

The Atlantic Industrial AI EEX conventional LED Exit Sign is ideal for applications requiring attractive, quick-installation exit signs and low energy consumption. Typical wall or ceiling mounted applications include retail centers, industrial parks, schools and universities, public transit and airports, office buildings and medical facilities.

Specifications and Features

- Fully automatic operation
- LEDs have 25+ year life
- Double faced
- Snap out arrows
- Automatic low voltage disconnect
- Thermoplastic injection molded housing
- Push to test switch
- Universal mounting canopy for top/side installation
- 120-277V
- UL listed

Low Profile LED Exit Sign - AI EEXSRB2 (Red) & AI EEXSGB2 (Green)



| A height | B length | D width |
|----------|----------|---------|
| 7⅞" | 11⅝" | 1⅝" |
| 181mm | 295mm | 41mm |

Description

The Atlantic Industrial AI EEXS Low Profile LED Exit Sign is ideal for applications requiring attractive, quick-installation exit signs and low energy consumption. Typical wall or ceiling mounted applications include retail centers, industrial parks, schools and universities, public transit and airports, office buildings and medical facilities.

Specifications and Features

- **Illumination:** Ultra-bright, energy efficient, long-life LED.
- **Electrical:** Dual 120/277 voltage. Charge rate/power "ON" LED indicator light and push-to-test switch for mandated code compliance testing. Long-life, maintenance-free, rechargeable NiCd battery. Internal solid-state transfer switch automatically connects the internal battery to LED lamp heads for minimum 90-minute emergency illumination. Fully automatic solid-state, two-rate charger initiates battery charging to recharge a discharged battery in 24 hours.
- **Mounting Options:** EZ-snap mounting canopy included for top or end mount. Universal K/O pattern on back plate for wall mount.
- **Housing:** Injection-molded, engineering-grade, 5VA flame retardant, high-impact resistant, thermoplastic in white finish. Aesthetically pleasing curved face, rounded corner design. EZ snap-out Chevron directional indicators. Single or double face.
- **Listings:** Meets UL924, NFPA 101 life safety code, NEC, OSHA, local and state codes. UL listed for damp locations.