



LED Wall Mount Cut Off Luminaire


AIWPC30

ARCHITECTURAL LIGHTING SOLUTION

Opal LumaLens



**Integral Motion Sensor
OPTION for Maximum
Energy Savings**



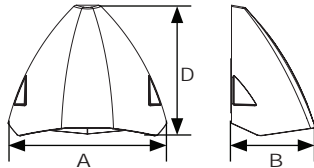
3000K, 4000K, 5000K



**98% Fill Rate
3 day Lead Time
1 piece minimum order**

Dimensions

Width (D)	12½" (319mm)
Length (B)	6¾" (168mm)
Height (A)	10¼" (262mm)



AIWPC30 LED WALL MOUNT CUT OFF LUMINAIRE ADVANTAGES:

- Diecast aluminum housing
- Textured architectural bronze powdercoat finish over a chromate conversion coating
- Nickel-plated stainless steel hardware
- LED array is mounted to an integral diecast aluminum heatsink
- Easy Hang wall mount system fits over standard 4" box
- 14 or 22 Array watts 1,480 to 2,870 delivered lumens, 3K, 4K, 5K CCT
- 120-277VAC or 347VAC driver, 0-10V dimming, IP67 fully potted driver
- Optics output includes IES Type IV and V
- Lens options include one-piece polycarbonate clear or opal LumaLens
- Integral photocell or microwave motion sensor, fusing, surge protection, and battery backup available

SLEEK DESIGN, SUPERIOR QUALITY

The AIWPC30 Wall Mount Cutoff Luminaire combines aesthetics and installer-friendly features for building entrance, balconies, stairwells, and walkway lighting projects. The IP66 sealed LED housing offers excellent optical control and heat dissipation for long life. The smooth sculptured geometric shape blends with any architectural style. The opal LumaLens provides soft visually comfortable illumination. AIWPC30 is perfect for Multi-family residential, commercial office parks, dormitories, medical office, and industrial park exterior building projects.

Catalog Number: AIWPC30Q(D,F)1X(14,22)(3K,4K,5K)(C,L)Z=Bronze
IN STOCK – AVAILABLE NOW

ATLANTIC Solutions
By Atlantic Industrial

Atlantic
INDUSTRIAL®
A QSSI Company Since 1985



LEDicated

