



- Easy 1-for-1 replacement of 1000w or 1500w Metal Halide
- Matching Beam patterns creates equivalent uniformity
- 5 degree horizontal and vertical aiming increments
- Weight and EPA allow for use of existing poles and cross arms

Specifications

Housing: Die cast copper-free aluminum, no recycled content, automated silicone gaskets

Listing: CSA UL1598 Wet Location, IP66

Hardware: Nickel-Plated Stainless Steel hardware

Wattage: LED 268w-536w

LED Arrays: 100% pure aluminum circuit boards with conformal coating

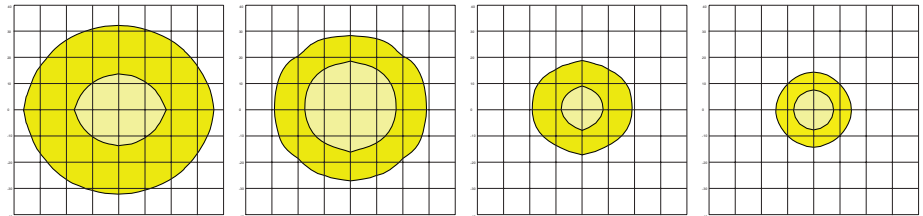
Optics: NEMA 2x2, 3x3, 4x4, 5x5 Clear Polycarbonate controlled beam lenses

Driver: 120-277V, 50/60Hz or 347-480V, 50/60Hz; less than 20% THD and PF>0.90. Standard Internal Surge Protection 6kV. 0-10V Dimming

Controls: 0-10 V cord for external system control

Mount: Steel Yoke with 5 degree horizontal and vertical increments, optional slip fitter bracket available

Photometric Performance



NEMA 5X5

Maximum Center
Beam Candelpower =
117,631 Candela

NEMA 4X4

Maximum Center
Beam Candelpower =
167,213 Candela

NEMA 3X3

Maximum Center
Beam Candelpower =
463,808 Candela

NEMA 2X2

Maximum Center
Beam Candelpower =
577,244 Candela

536w = 58,000-65,000 Lumens, 268W = 30,000-33,000 Lumens

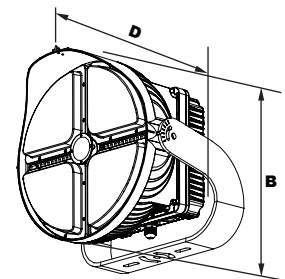
EPA =1.56 SQ FT, Weight = 68 LBS

Order Information Example:

AISP52Q55536U5KGDF

AISP52Q

Model	Beam	Wattage	Driver	CCT	Color	Options
AISP52Q = LED Sports Lighter/ Architectural Flood	22 =NEMA 2H x 2V 33 =NEMA 3H x 3V 44 =NEMA 4H x 4V 55 =NEMA 5H x 5V	268 =268w 536 =536w	U =120-277V H =347-480V	4K =4000K 5K =5000K	G =Gray C =Custom (Consult Factory)	SF =Single Fuse (120-277V Only) DF =Double Fuse (120-277V Only) C53600B =3 Foot Black Cord, 600VAC, 5 Wire, Includes 1-10V Dimming Wires



Dimensions

Length (D) 12 3/4" (323mm)

Height (B) 16" (405mm)

L70
25°C

269,000 Hours



Highly Uniform Performance Optics




- Highly uniform 2 to 1 Max to Min with Average to Minimum of 1.5 to 1
- Multiple layouts available – CLASS II – 50 FTC and CLASS III – 30 FTC
- 4 pole and 6 pole designs; 6-Pole example shown below
- 50-75% energy savings – long maintenance free life

60ft Mounting Height, 50ft Setback

Photometric Performance

Units	Calculation Area	Avg	Max	Min	Avg/Min	Max/Min	Grid Z
Footcandles	Football Field	31.55	43.2	21.6	1.48	2.0	3 FT

IMPROVED Visual Comfort – Max/Min Ratio of 2.0 to 1 exceeds recommended level of 3.0 to 1



Pole/Luminaire Schedule

60 Ft Poles	Luminaires/Poles	Catalog Number	LLF	Lumens	Watts
Pole 1, 2, 3, 4, 5, 6	6 Each	AISP52Q22536U5K NEMA 2x2	0.95	61,271	589
	1 Each	AISP52Q44536U5K NEMA 4x4	0.95	64,863	589